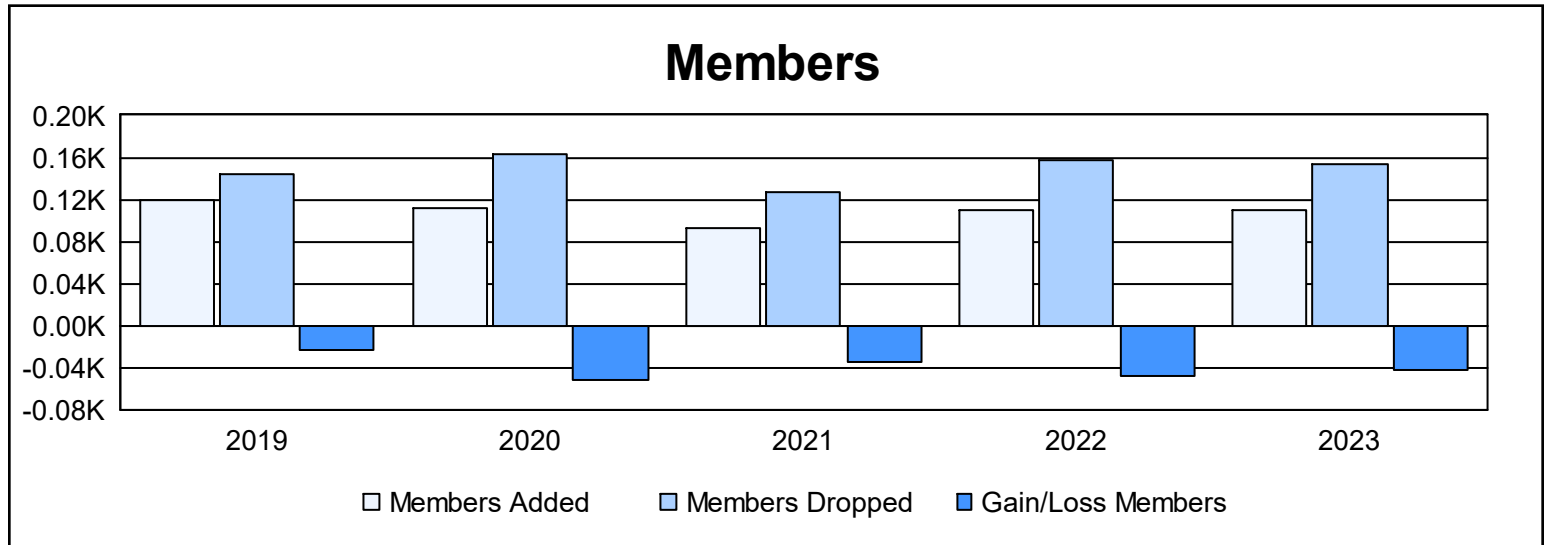
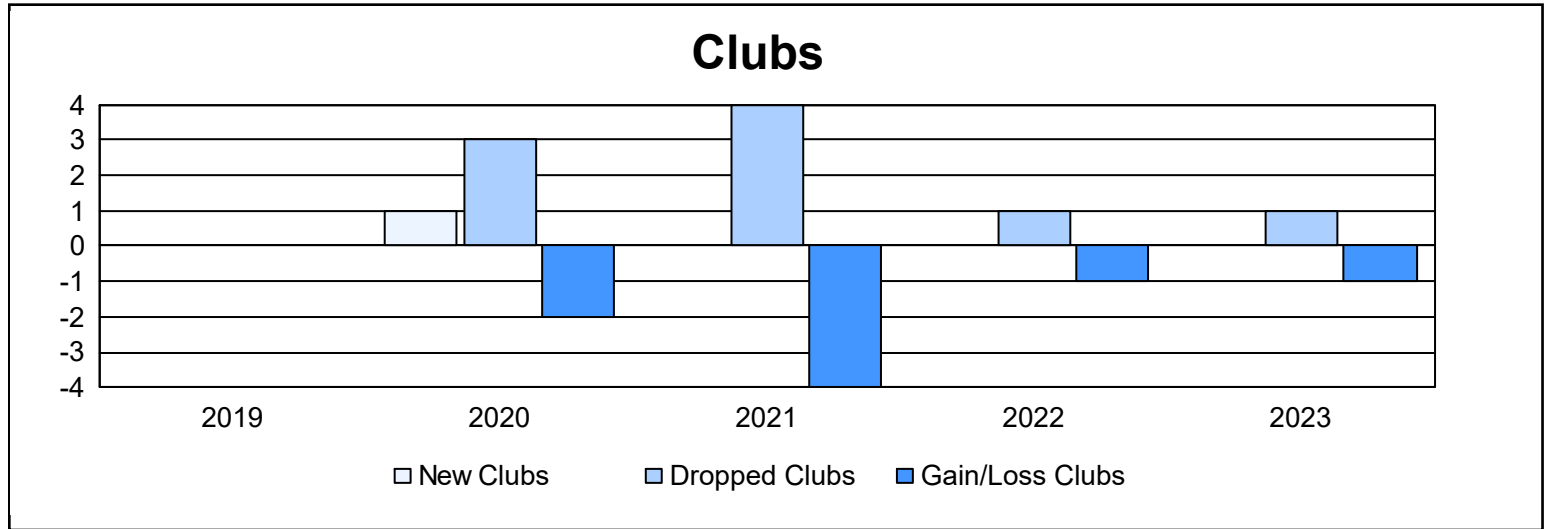
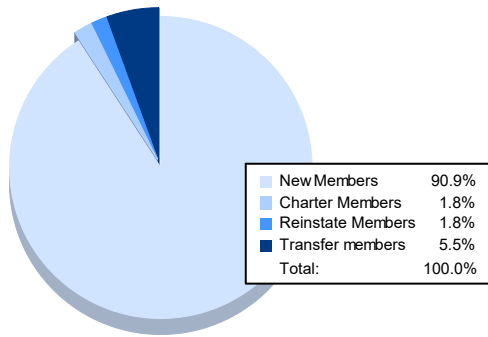


| Year | New Clubs | Dropped Clubs | Gain/ Loss Clubs | New Members | Charter Members | Reinstate Members | Transfer Members | Total Member Added | Total Members Dropped | Gain/ Loss Members |
|----------------|-----------|---------------|------------------|-------------|-----------------|-------------------|------------------|--------------------|-----------------------|--------------------|
| 2018-2019 | 0 | 0 | 0 | 111 | 0 | 0 | 8 | 119 | 143 | -24 |
| 2019-2020 | 1 | 3 | -2 | 66 | 24 | 3 | 18 | 111 | 162 | -51 |
| 2020-2021 | 0 | 4 | -4 | 81 | 2 | 2 | 7 | 92 | 126 | -34 |
| 2021-2022 | 0 | 1 | -1 | 103 | 0 | 1 | 6 | 110 | 158 | -48 |
| 2022-2023 | 0 | 1 | -1 | 100 | 2 | 2 | 6 | 110 | 153 | -43 |
| Average | 0 | 2 | -2 | 92 | 6 | 2 | 9 | 108 | 148 | -40 |



Membership Composition June 2023 Cumulative



Gender Composition June 2023 Cumulative

